

# South Jordan Community Profile

**Research compiled specifically  
for the city of South Jordan.**

# Good things continue to come to South Jordan City!



The City of South Jordan is located in the southwest of Salt Lake Valley with stunning views of both the Wasatch and Oquirrh Mountains. South Jordan is a vibrant hub of development and is quickly becoming a premiere super-regional commercial destination. The City is strategically located at the crossroads of major transportation routes, including the Mountain View and Bangerter Highways, Interstate 15, TRAX Red Line light rail and the FrontRunner high-speed train. With a predominately-professional workforce, family household incomes are higher than the statewide average.

**Dawn Ramsey**  
Mayor of South Jordan City

## COMMUNITY PROFILE

	South Jordan City	Salt Lake City MSA	Utah
Total Population	87,356	1,266,191	3,380,800
Annual Growth Rate	7.8%	0.7%	3.3%
Labor Force Participation	71.8%	72.5%	70.0%
Median Household Income	\$118,560	\$91,891	\$89,168
Median Household Age	36.0 years	34.0 years	32.1 years

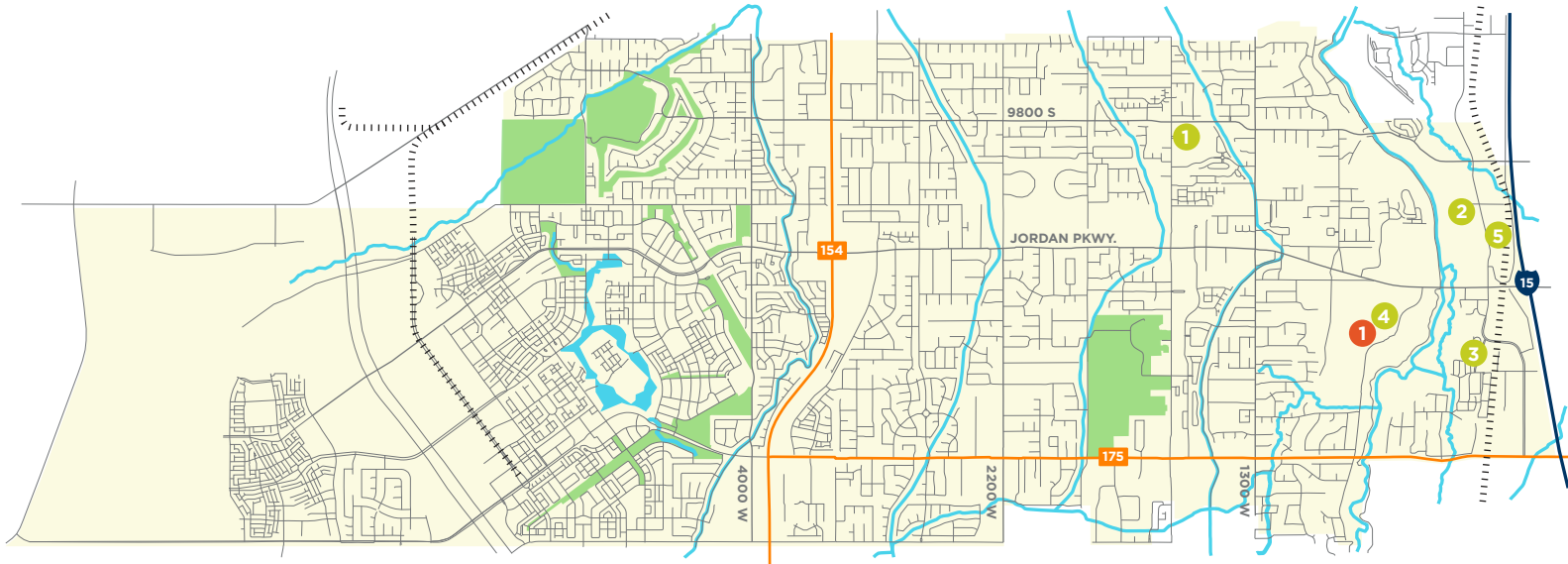
1 South Valley Regional Airport  
7.6 miles north  
15-minute commute

3 Skypark Airport  
25.6 miles north  
29-minute commute

2 Salt Lake Community College, Taylorsville  
8.1 miles north  
17-minute commute

2 Salt Lake International Airport  
15.2 miles north  
23-minute commute

3 University of Utah, Salt Lake City  
20.7 miles north  
27-minute commute



4 Tooele Valley Airport  
43.6 miles west  
48-minute commute

4 Mountainland Tech College, Lehi  
13.1 miles south  
18-minute commute

## SOUTH JORDAN ASSETS

### MAJOR UNIVERSITIES & COLLEGES

- 1 Roseman University, South Jordan
- 2 Salt Lake Community College, Taylorsville
- 3 University of Utah, Salt Lake City
- 4 Mountainland Tech College, Lehi

### MAJOR COMPANIES



- 1 Merit Medical Systems
- 2 Ultradent Products
- 3 Willis Towers Watson
- 4 AdvancedMD
- 5 Lucid Software




### INFRASTRUCTURE

- Natural Gas Service
- Broadband Fiber
- DSL, Cable, and Fixed Wireless
- Culinary Water
- Electrical Services
- Sewer Services

### TRANSPORTATION

- 1 South Valley Regional Airport
- 2 Salt Lake International Airport
- 3 Skypark Airport
- 4 Tooele Valley Airport

-  FrontRunner Train  
long distance commuter
-  Trax Train  
local/airport



-  Interstate 15
-  Highway 154
-  Highway 175



# MAJOR EMPLOYERS

COMPANY	EMPLOYEES	DESCRIPTION
Merit Medical Systems	2000-2999	Medical Supply Manufacturer
Ultradent Products	1000-1999	Dental Equipment and Supplies Manufacturing
Willis Towers Watson	500-999	Insurance Services
AdvancedMD	500-999	Software Development/Service
Lucid Software	500-999	Custom Computer Programming Services
Cotiviti	500-999	Data Processing and Related Services
Costco Wholesale Corporation	250-499	Grocery Store
Cricut	250-499	Electronic Shopping and Mail-Order Houses
Ivanti	250-499	Software Development/Service
Merrick Bank	250-499	Credit Card Issuing
Wal Mart	250-499	Warehouse Clubs and Supercenters
Alpha Warranty Services	100-249	Other Direct Insurance Carriers
Executech	100-249	Computer and Supply Merchant Wholesalers
ConsultNet	100-249	Temporary Help Services
Guardian Flight	100-249	Ambulance Services

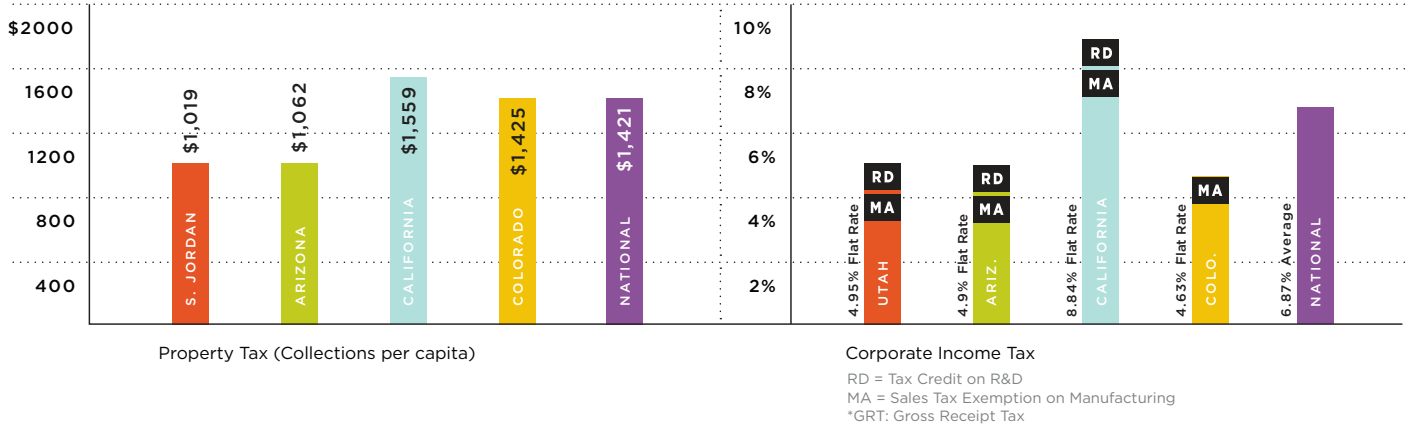
# MAJOR COMPANY ANNOUNCEMENTS

COMPANY		JOBS / CAPITAL INVESTMENT	EDTIF TAX CREDIT PERCENT / YEARS/ CAP	COMPANY FUNCTION
Merit Medical Systems		2,433 / \$500,000,000	25% / 15 years / \$17,873,757	Manufacturing
Lucid Software		339 / \$11,000,000	20% / 5 years / \$726,269	Information & IT

# BUSINESS COSTS

## TAXES

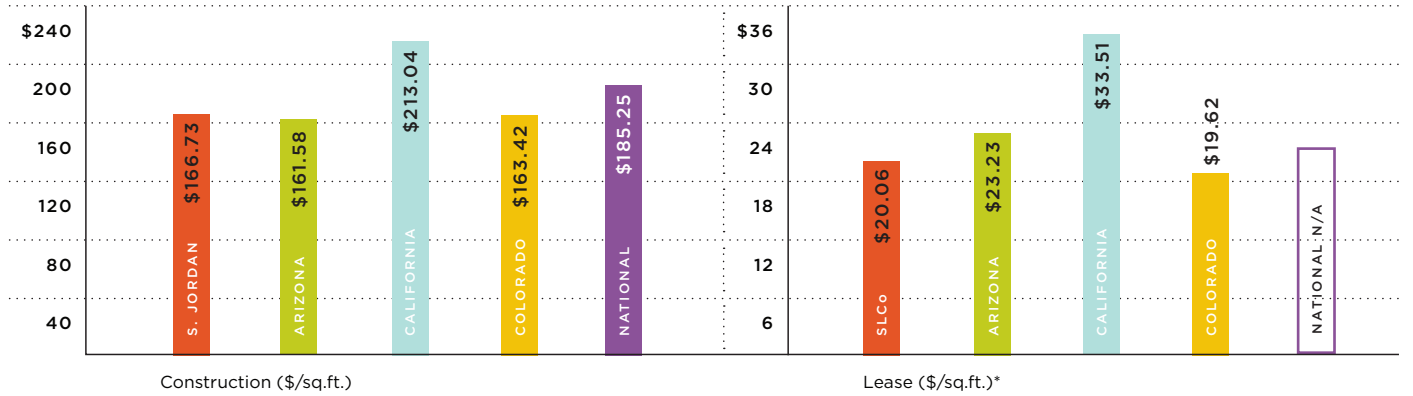
SOURCE: taxfoundation.org



## REAL ESTATE: OFFICE

SOURCE: RSMeans

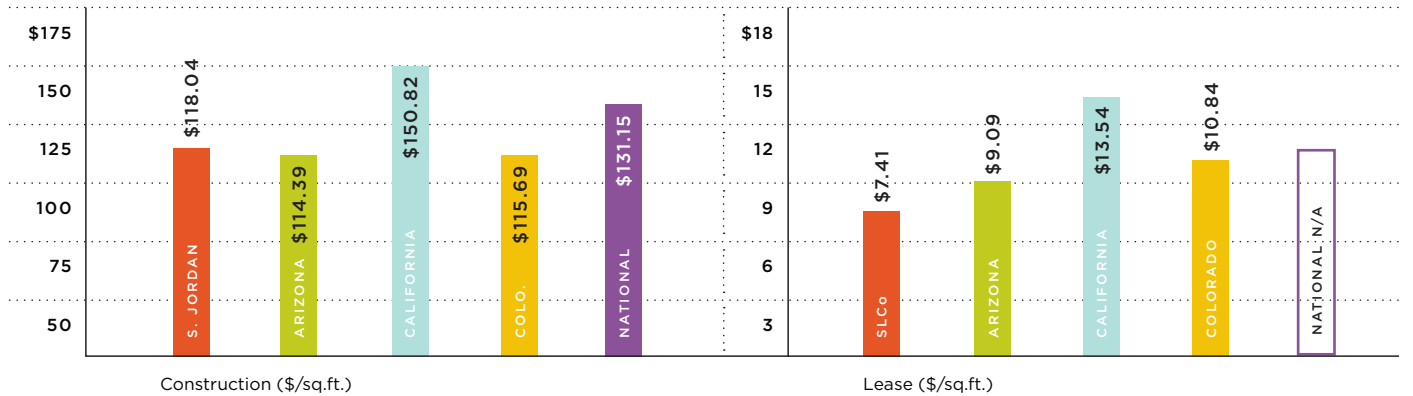
SOURCE: Loopnet



## REAL ESTATE: INDUSTRIAL

SOURCE: RSMeans

SOURCE: Loopnet



“ We’re thrilled to be in Utah and truly believe that we couldn’t have picked a better location to build our business.

- Karl Sun  
 Lucid Software, Chief Operating Officer



# Education & Training

## MAJOR UNIVERSITIES & COLLEGES

 <p><b>THE UNIVERSITY OF UTAH</b></p> <p><b>UNIVERSITY OF UTAH</b></p>	 <p><b>Salt Lake Community College</b></p> <p><b>SALT LAKE COMMUNITY COLLEGE</b></p>	 <p><b>UTAH VALLEY UNIVERSITY</b></p> <p><b>UTAH VALLEY UNIVERSITY</b></p>
<p><b>SALT LAKE CITY</b></p> <p><b>32,800 Enrolled Students</b></p> <p>8,604 Graduates Public Institution Expertise in Research, Genetics, &amp; Medicine</p>	<p><b>WEST JORDAN EXTENSION AND SALT LAKE CITY</b></p> <p><b>23,335 Enrolled Students</b></p> <p>4,022 Graduates Public Institution Expertise in Liberal Arts, Healthcare &amp; Business</p>	<p><b>OREM</b></p> <p><b>37,282 Enrolled Students</b></p> <p>6,084 Graduates Public Institution Expertise in Liberal Arts &amp; Business</p>

## CUSTOM FIT TRAINING



Custom Fit Training is a partnership between the Utah College of Technology, Salt Lake Community College, select sister institutions across the state, and the local business community. Its mission is to provide customized employee training to businesses at an affordable cost, either in a classroom setting or at the business location. The Utah State Legislature appropriates funds each year as an investment in Utah's economy through Custom Fit.

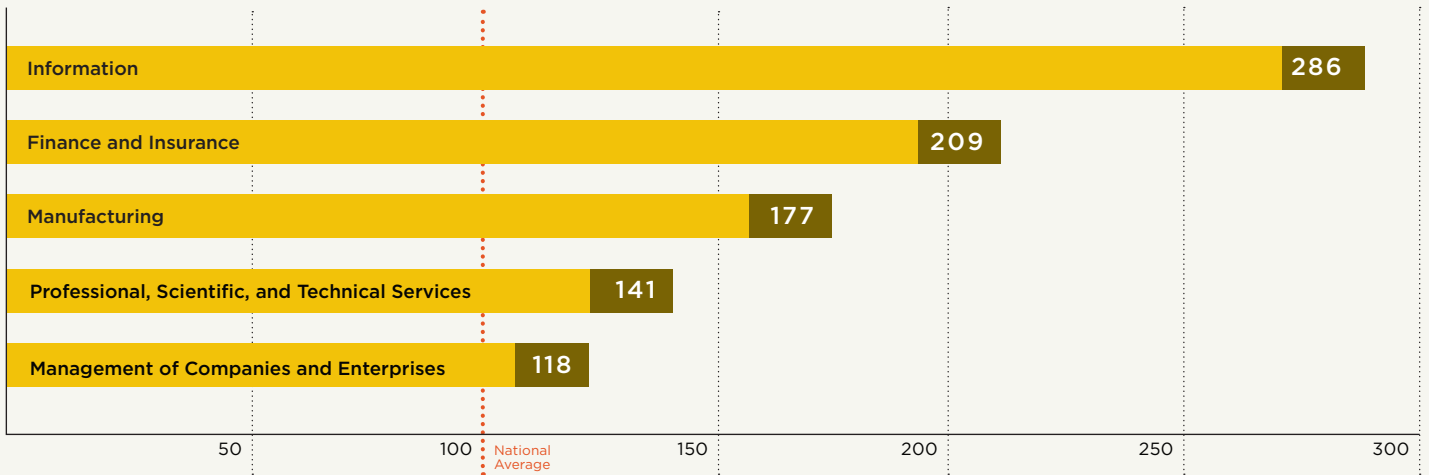
### **Salt Lake Community College**

SLCC has five campuses: in Taylorsville, Salt Lake City, Sandy, West Jordan, and West Valley City. There are 60,000 students enrolled in over 120 programs. Primary workforce training programs include Quality Improvement, Leadership, Technology, and more.

# Labor Profile

## Key Industry Employment Index

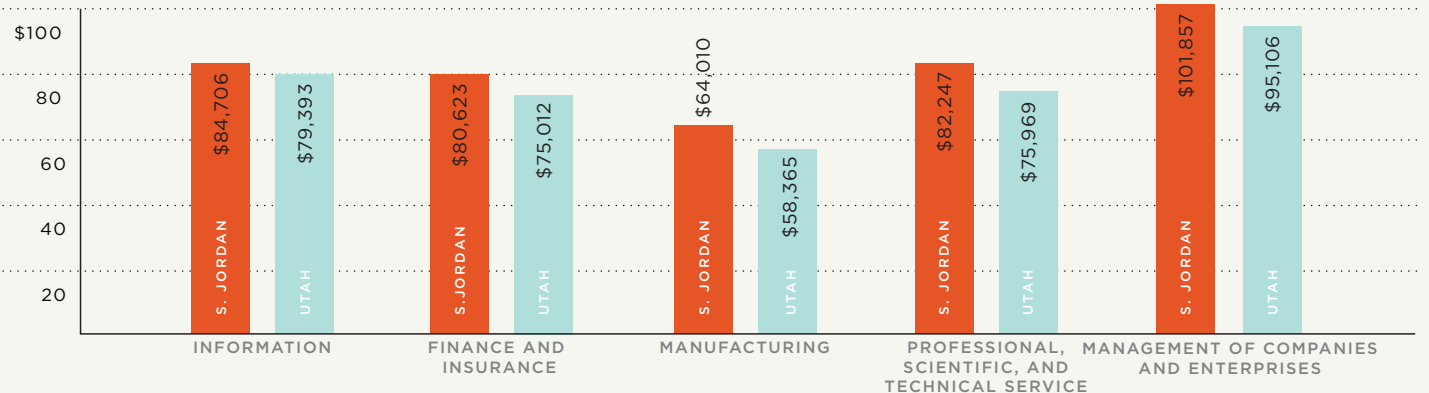
A location quotient is a value that quantifies how concentrated an industry is in a particular region. This graph shows an index based on location quotients. Any industry value above the national average of 100 demonstrates a competitive advantage in Utah.



SOURCE: Jobs EQ

## Key Industry Wages

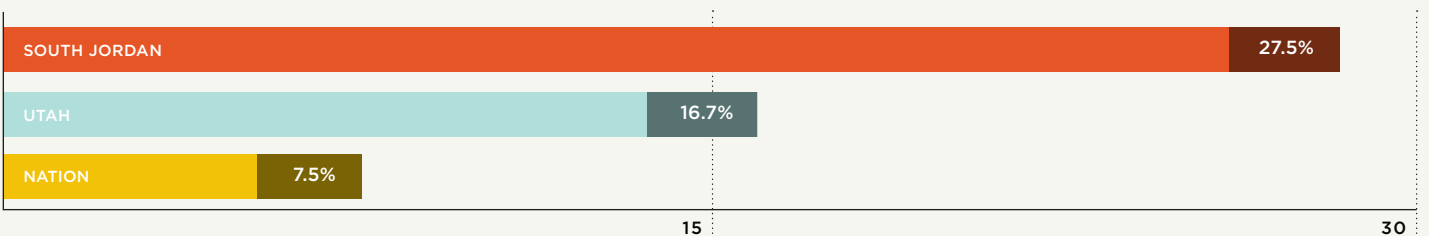
Key industries were identified by their high location quotients, an indication of the concentration of the industry.



SOURCE: Jobs EQ

## Five-Year Employment Change

Employment change measures the average change in employment within a region over a five year period, from 2015 to 2020.



SOURCE: Jobs EQ

# Want to know more about doing business in South Jordan?



**South Jordan questions?**

Call Brian Preece  
Director of City Commerce  
801-254-3742  
bpreece@sjc.utah.gov

**EDCUtah**  ECONOMIC DEVELOPMENT  
CORPORATION OF UTAH

This community profile was built in partnership with EDCUtah, an economic development organization working to bring jobs and capital investment to Utah.



**SOUTH JORDAN**